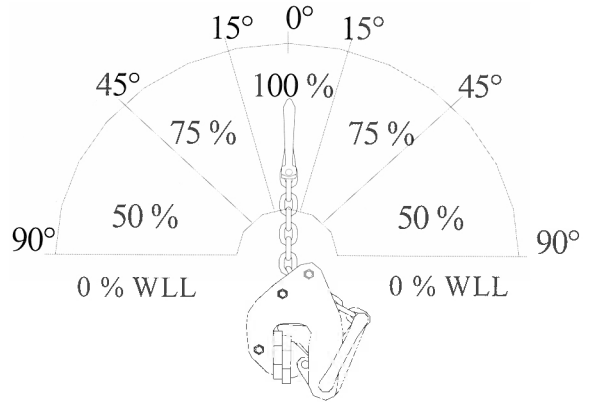
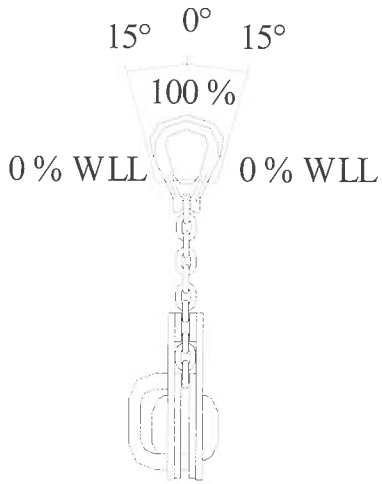

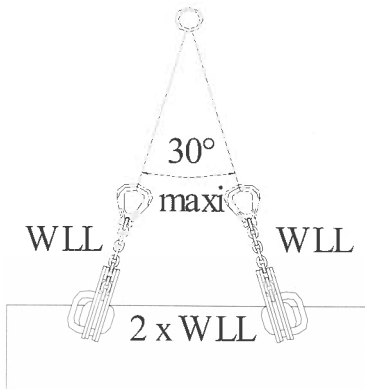


- *Lifting function:* do not exceed the allowable 15° angle between the chain and the clamp's flanges.



- *Turning function:* for this application, the clamp's working load limit is divided by 2.

- *Function lifting of loads in a vertical position with 2 clamps and no lifting beam:* do not exceed the 30° sling angle.



- *Function lifting of loads in an horizontal position using 2 clamps at least and a lifting beam:* the working load limit of each clamp is divided by 2.

